

Manual

Smart Power Bank

EN Usermanual

Our power bank is compatible with the devices of DC-5V
Thanks for choosing our Power Bank

Precautions

1. When the first time use this product, make sure the power bank is fully charged.
2. When using this power bank, please leave the screen of your digital device on to make sure power bank is charging to your device properly.
3. When power bank is keeping hint you with blue blinking, it indicates the low battery and you need to charge to Power Bank accordingly.
4. Please pull-out charging cable when your device is fully charged, avoid powering loss.

Operation

1. LED Flashlight (if there is): keep pushing on the button 2 seconds, flashlight will be turned on and keep pushing on the button 2 seconds again, the Flashlight will be turned off.
2. Capacity display: There are different power level indicators; Push on the button, power level indicator will be lightening.

Power level Indicator	1 ON	2 ON	3 ON	4 ON
Capacity	<25%	25-50%	50-75%	75-100%

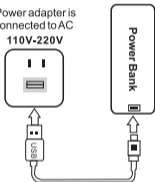
To charge to other devices

Charging simple schematic diagram

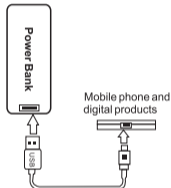
1. to be charged to Power Bank

Power adapter is connected to AC

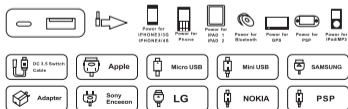
110V-220V



2. to be charged to digital devices



Digital products charging diagram



Charging Status

Charge to devices

- LED indicator blinking: The device is charging.
- LED indicator turned off: The device is finished charging.

Charge to Power Bank

- LED indicator blinking: Power Bank is charging.
- LED indicator turned off: Power Bank is fully charged.

Input charging: supplied USB.

output: Permanently connected Micro connector. Optional changeable adapters provide you with the most convenience including an adapter to use with your original supplied charging lead.

Micro USB	Wide Compatibility
Micro Adapters	Samsung, iPhone4, iPhone5, Nokia, PSP, MID, MP3, GPS and similar devices
Micro to USB	iPad and other Table PC

Caution

Safety:

- Over current, short circuit protection and Auto power off.
- Intelligent MCU controller, High transfer efficiency and fast charging speed.
- Fully tested for all batteries and PCB boards and finished products.
- Long battery lifespan, more than 500 recharge cycles.

Warning:

- If you find Power Bank doesn't work during the charging, please check if the cable is firmly connected or you are using the correct adapter.
- Each Power Bank gets its own loss of power conversion efficiency.
- Do not place the Power Bank near heat or water.
- Do not disassemble the Power Bank.
- Do not expose the Power Bank to fire.

Manual

Smart Power Bank

EN Usermanual

Our power bank is compatible with the devices of DC-5V
Thanks for choosing our Power Bank

Precautions

1. When the first time use this product, make sure the power bank is fully charged.
2. When using this power bank, please leave the screen of your digital device on to make sure power bank is charging to your device properly.
3. When power bank is keeping hint you with blue blinking, it indicates the low battery and you need to charge to Power Bank accordingly.
4. Please pull-out charging cable when your device is fully charged, avoid powering loss.

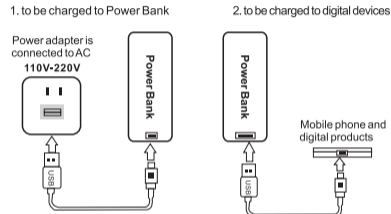
Operation

1. LED Flashlight (if there is): keep pushing on the button 2 seconds, flashlight will be turned on and keep pushing on the button 2 seconds again, the Flashlight will be turned off.
2. Capacity display: There are different power level indicators; Push on the button, power level indicator will be lightening.

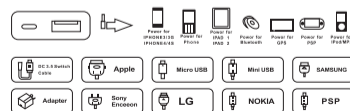
Power level indicator	1 ON	2 ON	3 ON	4 ON
Capacity	<25%	25-50%	50-75%	75-100%

To charge to other devices

Charging simple schematic diagram



Digital products charging diagram



Charging Status

Charge to devices

- LED indicator blinking: The device is charging.
- LED indicator turned off: The device is finished charging.

Charge to Power Bank

- LED indicator blinking: Power Bank is charging.
- LED indicator turned off: Power Bank is fully charged.

Input charging: supplied USB.
output: Permanently connected Micro connector. Optional changeable adapters provide you with the most convenience including an adapter to use with your original supplied charging lead.

Micro USB	Wide Compatibility
Micro Adapters	Samsung, iPhone4, iPhone5, Nokia, PSP, MID, MP3, GPS and similar devices
Micro to USB	iPad and other Table PC

Caution

Safety:

1. Over current, short circuit protection and Auto power off.
2. Intelligent MCU controller, High transfer efficiency and fast charging speed.
3. Fully tested for all batteries and PCB boards and finished products.
4. Long battery lifespan, more than 500 recharge cycles.

Warning:

1. If you find Power Bank doesn't work during the charging, please check if the cable is firmly connected or you are using the correct adapter.
2. Each Power Bank gets its own loss of power conversion efficiency.
3. Do not place the Power Bank near heat or water.
4. Do not disassemble the Power Bank.
5. Do not expose the Power Bank to fire.